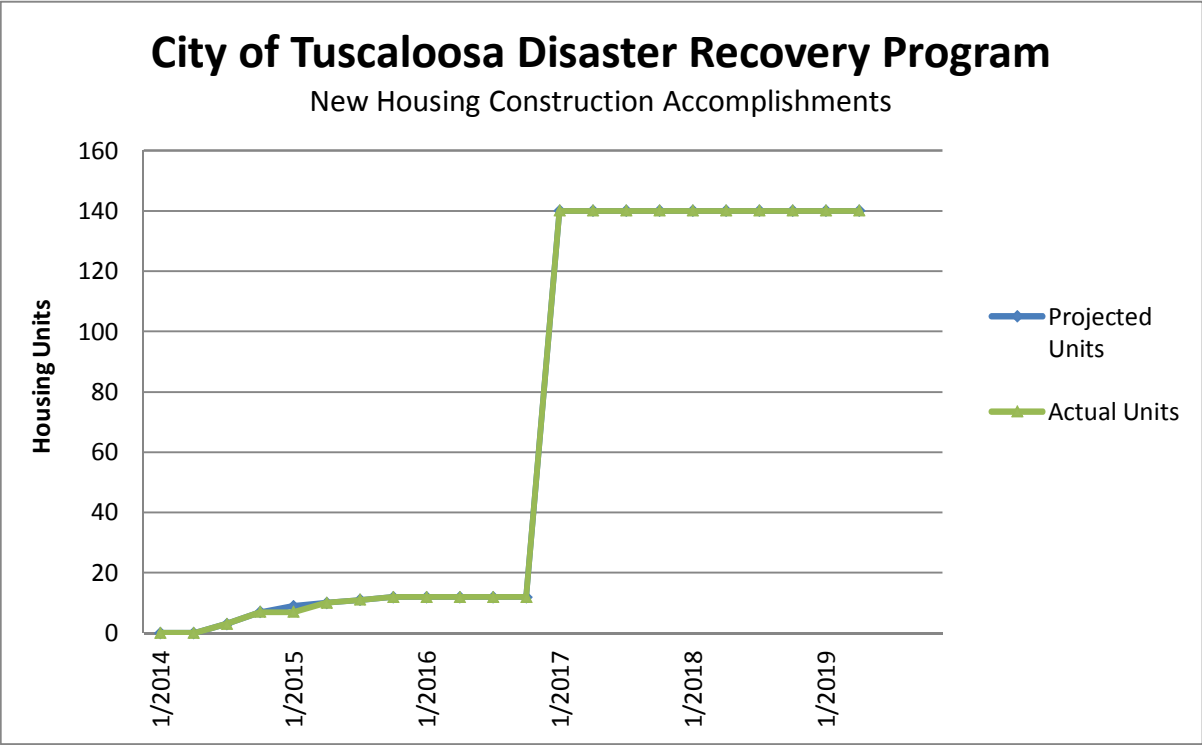


CITY OF TUSCALOOSA

HUD Disaster Recovery 2  
PERFORMANCE PROJECTIONS  
April 6, 2017



Construction of New Housing	1/2014	4/2014	7/2014	10/2014	1/2015	4/2015	7/2015	10/2015	1/2016
Projected Units	0	0	3	7	9	10	11	12	12
# of Housing Units (Quarterly Projection)	0	0	3	4	2	1	1	1	0
Actual Units	0	0	3	7	7	10	11	12	12
# of Housing Units (Populated from QPR Reporting)	0	0	3	4	2	1	1	1	0



Habitat for Humanity  
Rosedale Phase III

CITY OF TUSCALOOSA

HUD Disaster Recovery 2  
PERFORMANCE PROJECTIONS  
April 6, 2017



Construction of New Housing	4/2016	7/2016	10/2016	1/2017	4/2017	7/2017	10/2017	1/2018	4/2018
Projected Units	12	12	12	140	140	140	140	140	140
# of Housing Units (Quarterly Projection)	0	0	0	128					
Actual Units	12	12	12	140	140	140	140	140	140
# of Housing Units (Populated from QPR Reporting)	0	0	0	128	0	0	0	0	0

Habitat for Humanity  
Rosedale Phase III

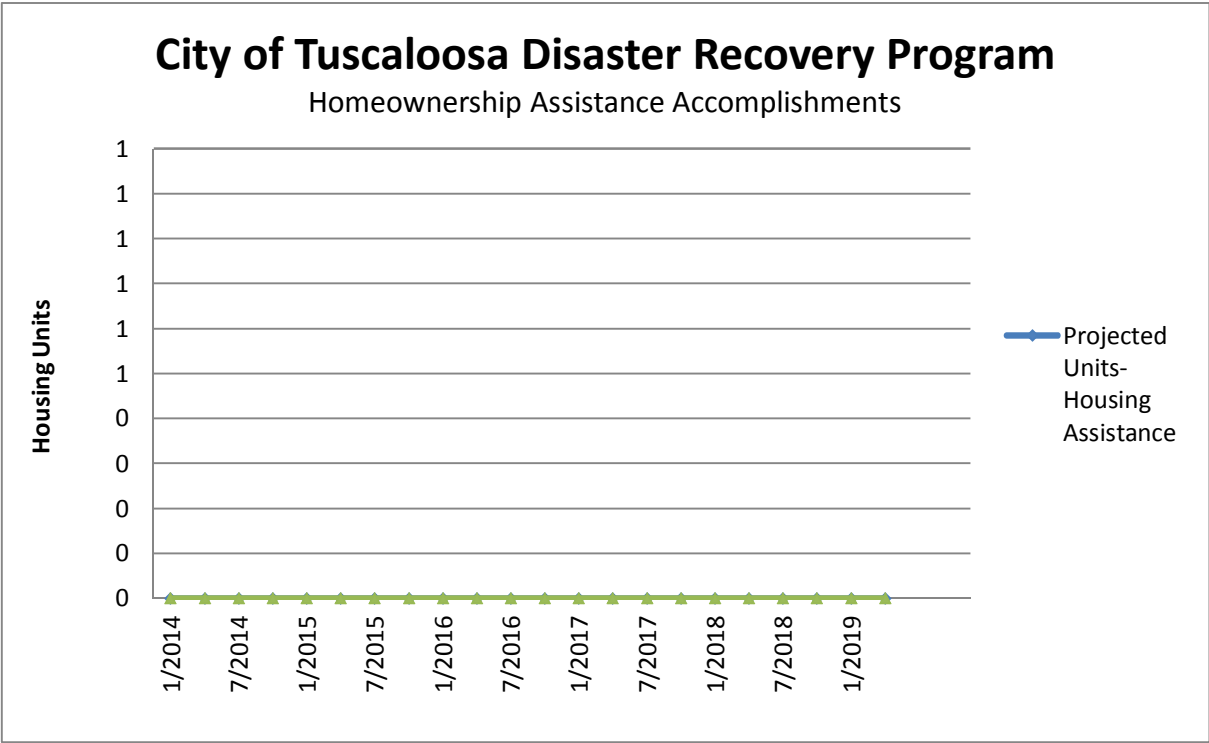
128

CITY OF TUSCALOOSA

HUD Disaster Recovery 2  
PERFORMANCE PROJECTIONS  
April 6, 2017



Homeownership Assistance	1/2014	4/2014	7/2014	10/2014	1/2015	4/2015	7/2015	10/2015	1/2016
Projected Units-Housing Assistance	0	0	0	0	0	0	0	0	0
# of Housing Units (Quarterly Projection)	0	0	0	0	0	0	0	0	0
Actual Units	0	0	0	0	0	0	0	0	0
# of Housing Units (Populated from QPR Reporting)	0	0	0	0	0	0	0	0	0



Housing Assistance

0

CITY OF TUSCALOOSA

HUD Disaster Recovery 2  
PERFORMANCE PROJECTIONS  
April 6, 2017



Homeownership Assistance	4/2016	7/2016	10/2016	1/2017	4/2017	7/2017	10/2017	1/2018	4/2018
Projected Units-Housing Assistance	0	0	0	0	0	0	0	0	0
# of Housing Units (Quarterly Projection)	0	0	0	0	0				
Actual Units	0	0	0	0	0	0	0	0	0
# of Housing Units (Populated from QPR Reporting)	0	0	0	0	0	0	0	0	0

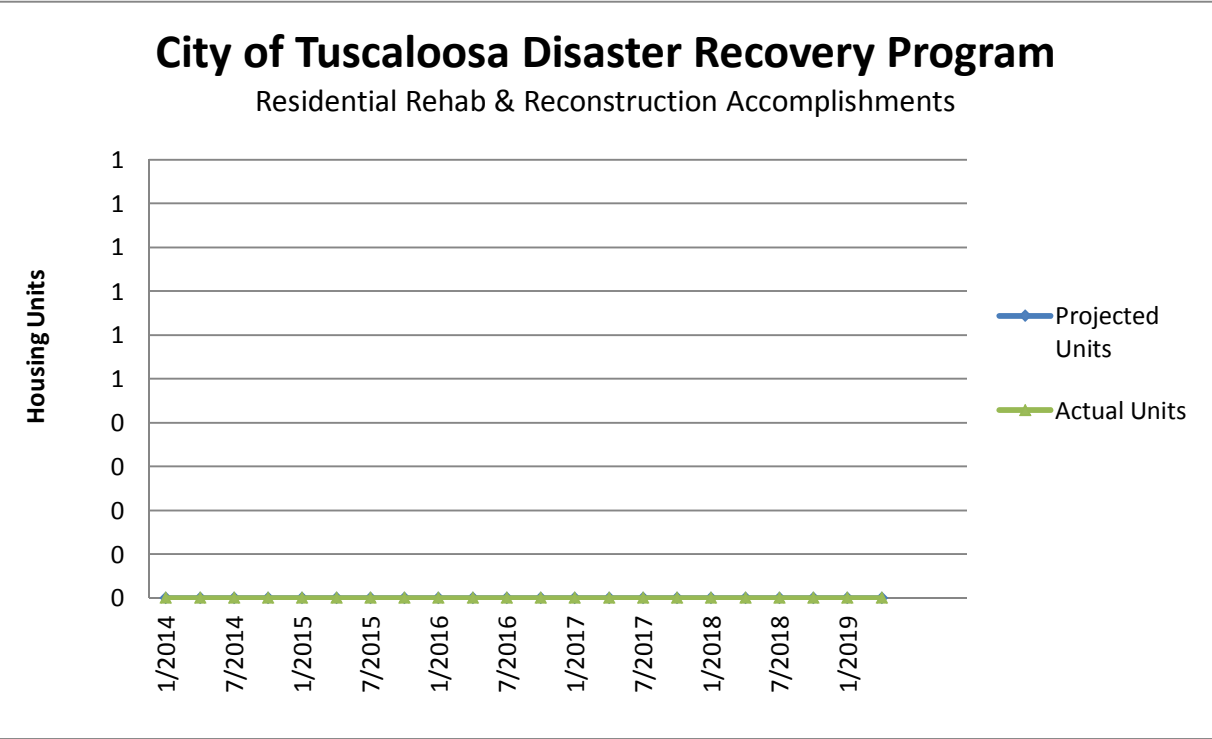
Housing Assistance

CITY OF TUSCALOOSA

HUD Disaster Recovery 2  
PERFORMANCE PROJECTIONS  
April 6, 2017



Residential Rehab and Reconstruction-N/A	1/2014	4/2014	7/2014	10/2014	1/2015	4/2015	7/2015	10/2015	1/2016
Projected Units	0	0	0	0	0	0	0	0	0
# of Housing Units (Quarterly Projection)	0	0	0	0	0	0	0	0	0
Actual Units	0	0	0	0	0	0	0	0	0
# of Housing Units (Populated from QPR Reporting)	0	0	0	0	0	0	0	0	0



CITY OF TUSCALOOSA

HUD Disaster Recovery 2  
PERFORMANCE PROJECTIONS  
April 6, 2017



Residential Rehab and Reconstruction-N/A	4/2016	7/2016	10/2016	1/2017	4/2017	7/2017	10/2017	1/2018	4/2018
Projected Units	0	0	0	0	0	0	0	0	0
# of Housing Units (Quarterly Projection)	0	0	0	0	0	0	0	0	0
Actual Units	0	0	0	0	0	0	0	0	0
# of Housing Units (Populated from QPR Reporting)	0	0	0	0	0	0	0	0	0

CITY OF TUSCALOOSA

HUD Disaster Recovery 2  
PERFORMANCE PROJECTIONS  
April 6, 2017

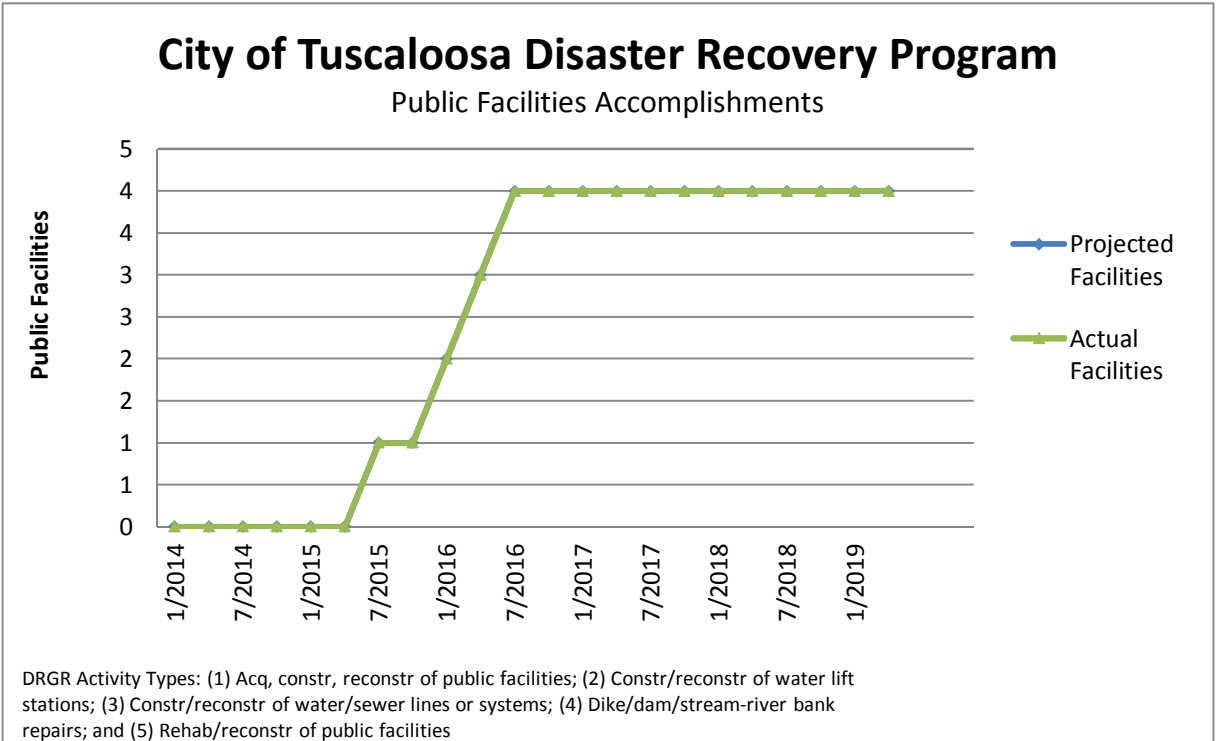


Public Facilities	1/2014	4/2014	7/2014	10/2014	1/2015	4/2015	7/2015	10/2015	1/2016
Projected Facilities	0	0	0	0	0	0	1	1	2
# of Public Facilities (Quarterly Projection)	0	0	0	0	0	0	1	0	1
Actual Facilities	0	0	0	0	0	0	1	1	2
# of Public Facilities (Populated from QPR Reporting)	0	0	0	0	0	0	1	0	1

Quarterly Projections by Activity Type:

Acquisition, construction, reconstruction of public facilities	# of Public Facilities	0	0	0	0	0	0	1	0	1
Construction/reconstruction of water lift stations	# of Public Facilities	0	0	0	0	0	0	0	0	0
Construction/reconstruction of water/sewer lines or systems	# of Public Facilities	0	0	0	0	0	0	0	0	0
Dike/dam/stream-river bank repairs	# of Public Facilities	0	0	0	0	0	0	0	0	0
Rehabilitation/reconstruction of public facilities	# of Public Facilities	0	0	0	0	0	0	0	0	0

Alberta Technology Library  
Fire Station 4  
Para Park Improvements  
IT Server Room  
Salvation Army



CITY OF TUSCALOOSA

HUD Disaster Recovery 2  
PERFORMANCE PROJECTIONS  
April 6, 2017



Public Facilities	4/2016	7/2016	10/2016	1/2017	4/2017	7/2017	10/2017	1/2018	4/2018
Projected Facilities	3	4	4	4	4	4	4	4	4
# of Public Facilities (Quarterly Projection)	1	1	0	0	0	0	0	0	0
Actual Facilities	3	4	4	4	4	4	4	4	4
# of Public Facilities (Populated from QPR Reporting)	1	1	0	0	0	0	0	0	0

Quarterly Projections by Activity Type:

Acquisition, construction,reconstruction of public facilities									
# of Public Facilities	1	1	0	0	0	1	0	0	0
Construction/reconstruction of water lift stations									
# of Public Facilities	0	0	0	0	0	0	0	0	0
Construction/reconstruction of water/sewer lines or systems									
# of Public Facilities	0	0	0	0	0	0	0	0	0
Dike/dam/stream-river bank repairs									
# of Public Facilities	0	0	0	0	0	0	0	0	0
Rehabilitation/reconstruction of public facilities									
# of Public Facilities	0	0	0	0	0	0	0	0	0

Alberta Technology Library  
Fire Station 4  
Para Park Improvements  
IT Server Room  
Salvation Army

1

1

1

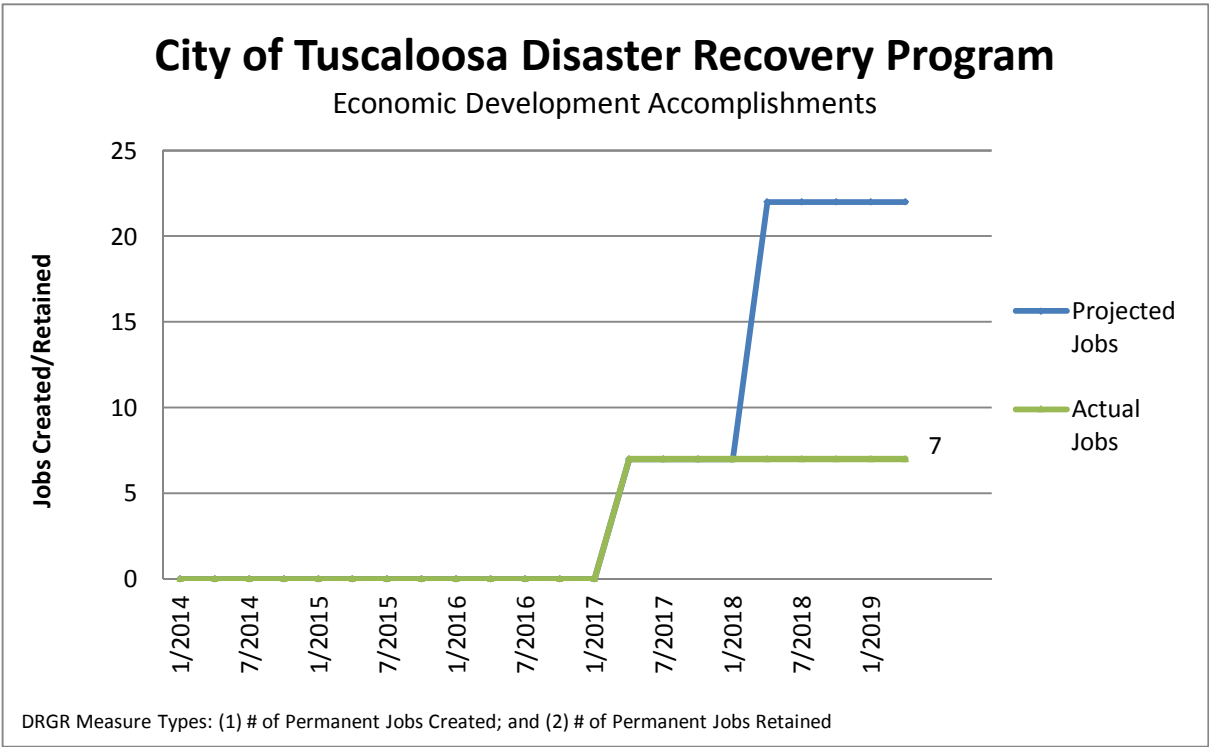


CITY OF TUSCALOOSA

HUD Disaster Recovery 2  
PERFORMANCE PROJECTIONS  
April 6, 2017



Economic Development	1/2014	4/2014	7/2014	10/2014	1/2015	4/2015	7/2015	10/2015	1/2016
Projected Jobs	0	0	0	0	0	0	0	0	0
# of Jobs Created/Retained (Quarterly Projection)	0	0	0	0	0	0	0	0	0
Actual Jobs	0	0	0	0	0	0	0	0	0
# of Jobs Created/Retained (Populated from QPR Reporting)	0	0	0	0	0	0	0	0	0
# of Permanent Jobs Created	0	0	0	0	0	0	0	0	0
# of Permanent Jobs Retained	0	0	0	0	0	0	0	0	0



The Edge 0  
SBR Loan 0

CITY OF TUSCALOOSA

HUD Disaster Recovery 2  
PERFORMANCE PROJECTIONS  
April 6, 2017



Economic Development	4/2016	7/2016	10/2016	1/2017	4/2017	7/2017	10/2017	1/2018	4/2018
Projected Jobs	0	0	0	0	7	7	7	7	22
# of Jobs Created/Retained (Quarterly Projection)	0	0	0	0	7	0	0	0	15
Actual Jobs	0	0	0	0	7	7	7	7	7
# of Jobs Created/Retained (Populated from QPR Reporting)	0	0	0	0	7	0	0	0	0
# of Permanent Jobs Created	0	0	0	0	7	7	7	7	22
# of Permanent Jobs Retained	0	0	0	0	7	7	7	7	22

0	0	0	0	0	0	0	0	0	15
0	0	0	0	0	7	0	0	0	0

CITY OF TUSCALOOSA

HUD Disaster Recovery 2  
PERFORMANCE PROJECTIONS  
April 6, 2017



Public Infrastructure	1/2014	4/2014	7/2014	10/2014	1/2015	4/2015	7/2015	10/2015	1/2016
Projected Linear Feet of Public Improvements	0	0	0	0	0	1,500	4,475	7,175	10,495
# of Linear Feet of Public Improvements (Quarterly Projection)	0	0	0	0	0	1,500	2,975	2,700	3,320
Actual Linear Feet of Public Improvements	0	0	0	0	0	1500	4475	7175	10495
# of Linear Feet of Public Improvements (Populated from QPR Reporting)	0	0	0	0	0	1500	2975	2700	3320

Quarterly Projections by Activity Type:

Construction/reconstruction of water/sewer lines or systems

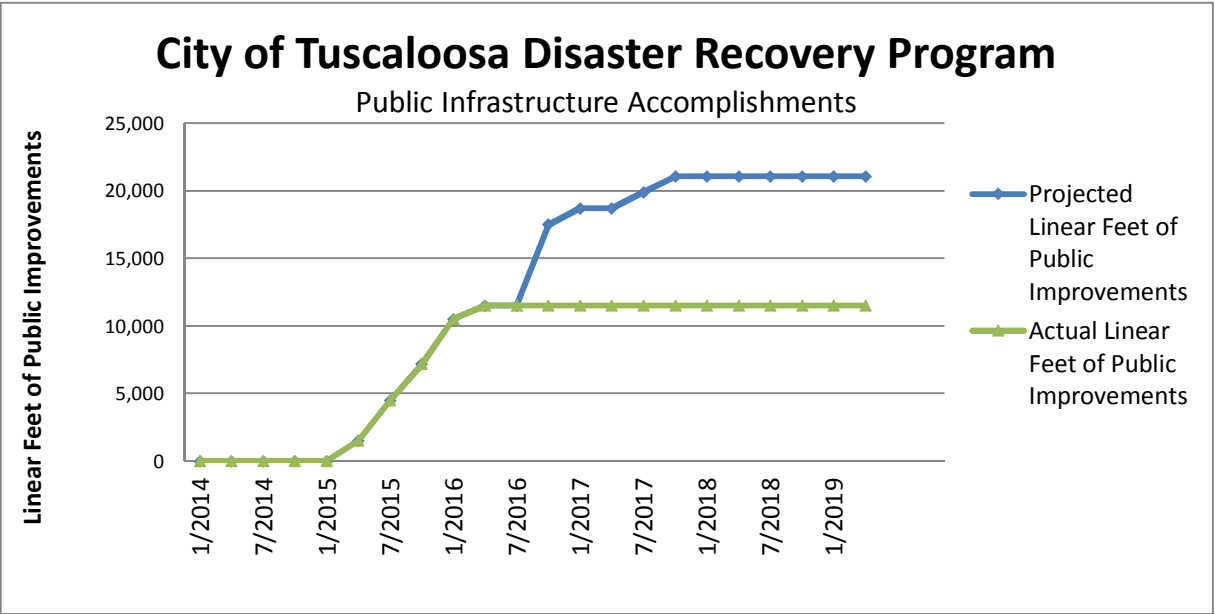
# of Linear Feet of Public Improvements	0	0	0	0	0	0	0	1200	1100
---	---	---	---	---	---	---	---	------	------

Dike/dam/stream-river bank repairs

# of Linear Feet of Public Improvements	0	0	0	0	0	0	775	0	0
---	---	---	---	---	---	---	-----	---	---

Rehabilitation/reconstruction of a public improvement

# of Linear Feet of Public Improvements	0	0	0	0	0	1500	2200	1500	2220
---	---	---	---	---	---	------	------	------	------



University Place / Forest Lk	3500	1500	1500	500	
Hargrove Road / Hackberry Ln	1182			0	
Rosewood Sewer	2300			1200	1100
Cedar Crest Drainage	775		775		
Prince Avenue	2660			0	0
Alberta Parkway Revitalization	1920		700		1220
Juanita Drive Infrastructure	1200			0	
McFarland Boulevard / 15th Street	5140			1000	1000
Technology Infrastructure					

CITY OF TUSCALOOSA

HUD Disaster Recovery 2  
PERFORMANCE PROJECTIONS  
April 6, 2017



Public Infrastructure	4/2016	7/2016	10/2016	1/2017	4/2017	7/2017	10/2017	1/2018	4/2018
Projected Linear Feet of Public Improvements	11,495	11,495	17,495	18,695	18,695	19,877	21,059	21,059	21,059
# of Linear Feet of Public Improvements (Quarterly Projection)	1,000	0	6,000	1,200	0	1,182	1,182	0	0
Actual Linear Feet of Public Improvements	11495	11495	11495	11495	11495	11495	11495	11495	11495
# of Linear Feet of Public Improvements (Populated from QPR Reporting)	1000	0	0	0	0	0	0	0	0

Quarterly Projections by Activity Type:

Construction/reconstruction of water/sewer lines or systems									
# of Linear Feet of Public Improvements	0	0	0	0	0	0	0	0	0
Dike/dam/stream-river bank repairs									
# of Linear Feet of Public Improvements	0	0	0	0	0	0	0	0	0
Rehabilitation/reconstruction of a public improvement									
# of Linear Feet of Public Improvements	1000	0	6000	1200	0	0	0	0	0

University Place / Forest Lk  
Hargrove Road / Hackberry Ln  
Rosewood Sewer  
Cedar Crest Drainage  
Prince Avenue  
Alberta Parkway Revitalization  
Juanita Drive Infrastructure  
McFarland Boulevard / 15th Street  
Technology Infrastructure

11821182

2660120012002140